

# Just for California Kids!

## Get Started Making and Selling Delicious, Fresh Lemonade!



(Ask a parent/guardian to help you.)



Set up Your Lemonade Stand. [Download FREE Lemonade Stand Stuff Here!](#)

It's easy. Set up a card table or other table. Cover it with a cloth, paper or plastic table cloth (if you want). Download a "[Fresh Lemonade Banner](#)" and print out from your computer to put on your stand. If you don't have a color printer, use magic markers or crayons to color banner. Or make a banner of your own. Attach it to your table with tape. Attach banner to cardboard to make it sturdier. Decorate your stand with signs, balloons, streamers, stickers or other decorations. Be creative and use anything you want to attract attention to your stand. Hint: Use bright colors.



Tell your friends to come! Make signs to "advertise" your stand and post them in your neighborhood, so your friends and neighbors will come visit your stand!

Make delicious 100% natural lemonade recipes. Lemonade is so easy to make! You just need water, sugar, ice and lemons! Try our [Old-fashioned Lemonade](#) recipe using C&H Sugar and Sunkist lemons. Did you know that sugar comes from sugar cane? That there is sugar in outer space? That lemons contain vitamin C? [More Fun facts](#)

Or try a [Jazzy Raspberry Lemonade](#) or [Strawberry Freeze Breeze](#). Have fun making your lemonade. Add food coloring to make cool colors. Add slices of fruit. Use fun straws. Here are some [great tips for making lemonade](#).



### WHAT YOU'LL NEED

#### For Your Stand:

- Table
- Paper or Plastic table cloth
- Napkins
- Banner and tape
- Box to hold money



#### For Your Lemonade:



- Cold water
- Ice
- Sugar
- Lemons
- Spoon
- Paper cups
- Pitcher



Make more money by selling cookies or other baked goods or candy with your lemonade. Try our easy, kid-friendly cookie recipes, like [Chocolate Chips](#), [Snowballs](#) or [Funny Faces](#)—no spoon mixing required.

We suggest you ask people for **.25 cents** per cup. But, you can ask for more or less money. You can even treat everyone for free!



Ask people who buy your lemonade to give a little something extra to help homeless dogs and cats. Have them make checks out to the  2500-16th Street, San Francisco, CA 94103-4213 or the  6201 Florin-Perkins Rd., Sacramento, CA 95828 (Society for the Prevention of Cruelty to Animals).




## Your Lemonade Stand Could Win You A Prize.

Click Here to Enter the: [Make Your Lemonade Stand Out Contest](#).



Go to [Sunkist®](#) to purchase a cardboard lemonade stand, get a free lemonade stand making kit and more great lemonade recipes and tips.



**Sunkist**